



PARKLINE™ OVERBED LIGHT

HOSPITALITY SERIES



FEATURES

The *Parkline™* Overbed Light was meticulously designed with the intention of providing the Hospitality Industry with a solution that would exceed any expectation. An equal combination of aesthetic and maximum performance harmoniously powers the *Parkline™*. The 3 directional lights provide multiple options for illumination such as a Reading Light, Ambient Light and a Night Light which can function individually as well as in unison. Standard finish options include White, Brushed Nickel, Gold and Black. Custom finishes and lengths are available to meet the exact vision imagined. Field selectable Wattage and Color Temperature switches located behind the fixture grant the flexibility to add yet another customized feel to any room they are placed in. The versatile mounting bracket is equipped with multiple knockouts to ensure centering during installation hits no obstacles.

SPECIFICATIONS

LED	SMD 2835
Input Voltage	110/277V AC
Lumens	75lm/W
2 FT Length Wattage	adj. 10W, 15W, 20W
3 FT Length Wattage	adj. 10W, 20W, 30W
4 FT Length Wattage	adj. 20W, 30W, 40W
Night Light Wattage	5W
Color Temp	adj. 30K, 35K, 40K
CRI	>90
Dimming	Dimmable
Lamp Life	50,000hr
Environment	Indoor / Damp Location
Material	Aluminum Body
Fixture Length	2ft / 3ft / 4ft
Driver	Built-in

ORDERING GUIDE



POL- - - - - **Example: POL-2-30K-WT-P1-R**

Model	Length	Wattage		Color Temp	Input Voltage	Finish		Power		Position (PULL CHAIN)		
POL		Up/Down Light	Night Light	CCT adj. (30K/35K/40K)	110	WT	White	Hand Remote	Pull Chain	R	Right	
	2 FT	10W / 15W / 20W	5W			BK	Black	W	WIRE	1 FT	L	Left
	3 FT	10W / 20W / 30W				BN	Brushed Nickel	WL	WIRELESS	2 FT	C	Center
	4 FT	20W / 30W / 40W				GD	Gold			3 FT		
						CC	Custom Color		CC			

***CONTACT FOR QUICKSHIP OPTIONS**

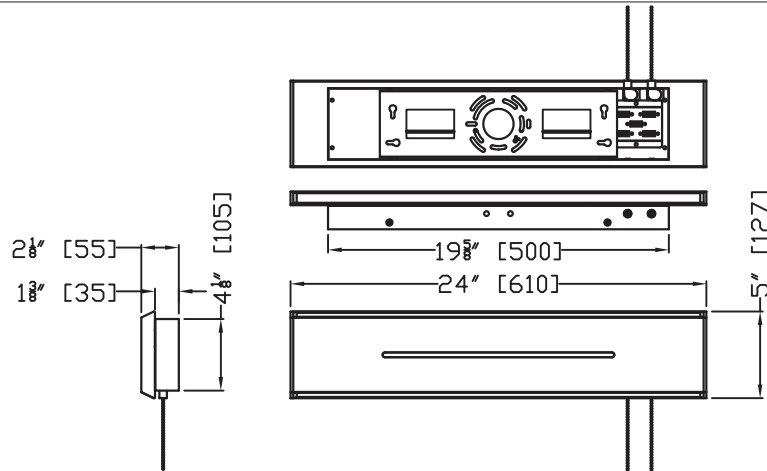


POL

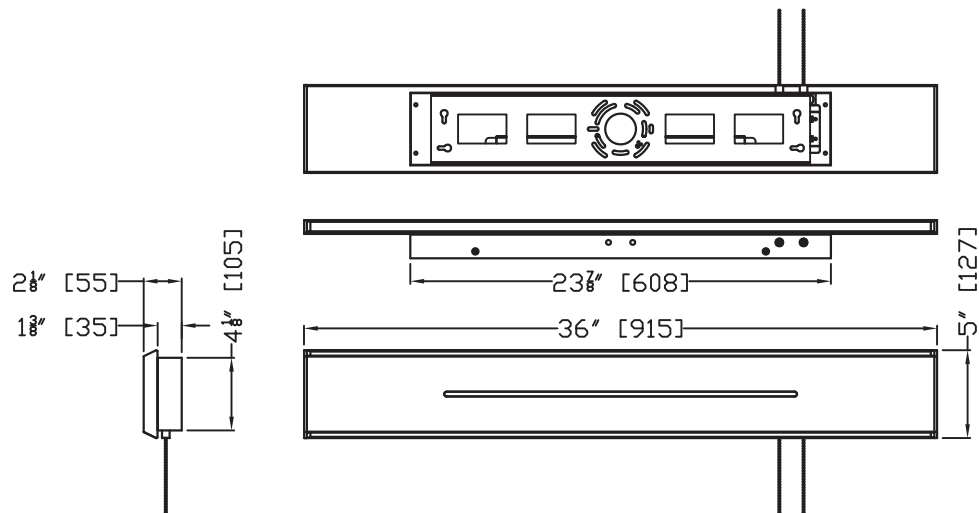
PARKLINE™ OVERBED LIGHT

HOSPITALITY SERIES

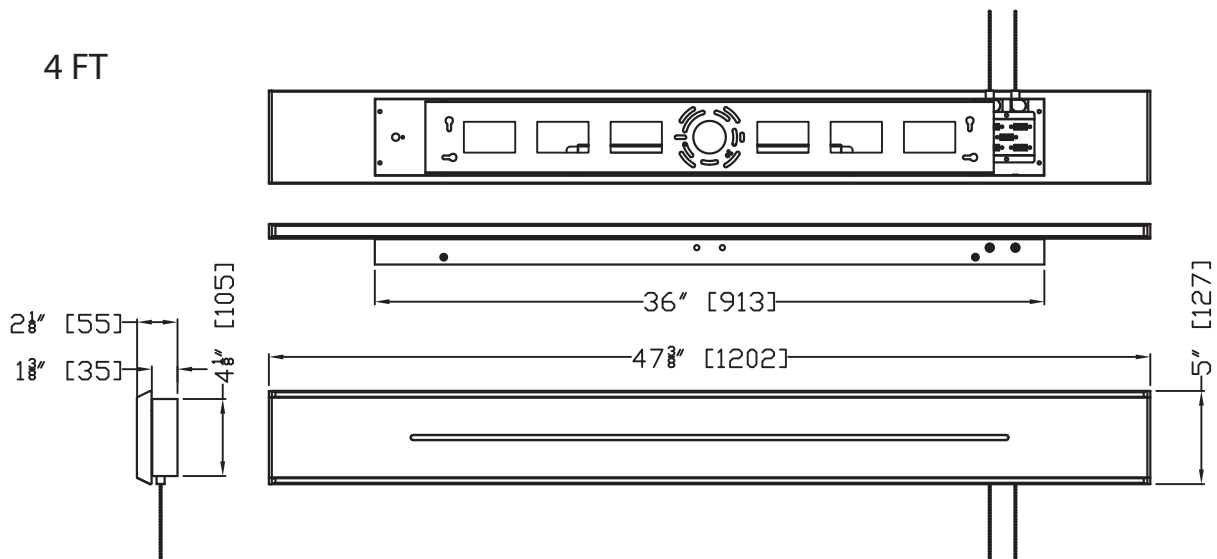
2 FT



3 FT



4 FT

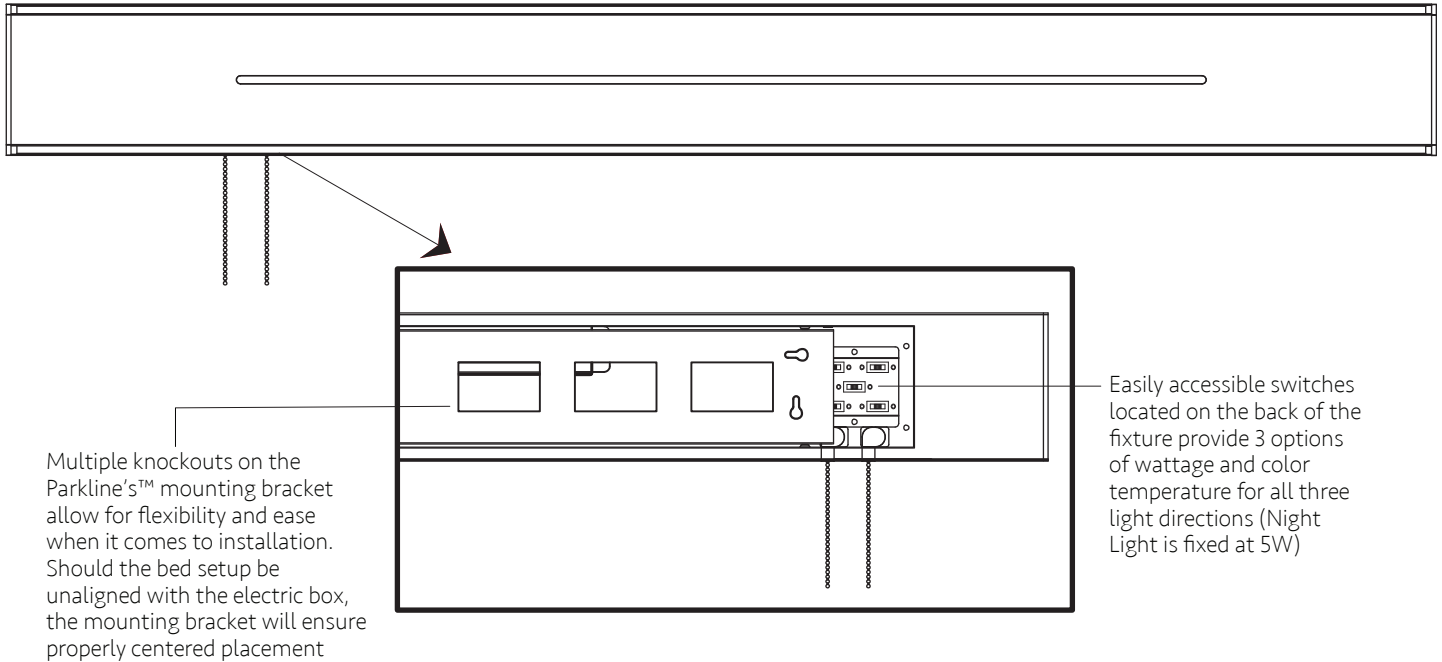




PARKLINE™ OVERBED LIGHT


HOSPITALITY SERIES

POL



The *Parkline™* Overbed Light has great function and performance, but sometimes looks are everything. Standard finish options are available, as well as a completely custom color. Whether you want the *Parkline* to match seamlessly to the wallpaper, or just your favorite color, we will strive to accommodate. Wood finishes are a particularly unique way to bring in the warmth and tranquility that is highly sought after in our environments.

POWDER COAT OPTIONS



White




Black



Brushed Nickel



Gold



Custom Color


WOOD OPTIONS



Pine



Maple



Walnut

FINISH OPTIONS



Satin Clear Anodizing



Machine Components

PROJECT:

PREPARED BY:

TYPE:




POL

PARKLINE™ OVERBED LIGHT


HOSPITALITY SERIES

LIGHTING DIRECTION OPTIONS

AMBIENT LIGHT



READING LIGHT



NIGHT LIGHT

