



# METRO

## LINKABLE LINEAR

### LINEAR SERIES




### SPECIFICATIONS

Max Run	400W
Lumens	88LM/W
Driver Efficacy	>87%
Power Factor	>0.95
Color Temperature	3000K, 3500K, 4000K
Application	Suspended
Dimming	Non-Dimmable/ 0-10V
CRI	83
Beam Angle	104°
THD	<20%
Lifetime	50,000 hrs.
Environment	IP20
Certification	ETL/CETL
Dimensions	0.78W x 3.7H
Warranty	5 Years
Distribution	Direct 75% Indirect 25%

### FEATURES

- Suspended Ceiling Mount
- Direct or Direct/Indirect Lighting option
- Seamlessly linkable
- Multiple finishes available, including custom finishes
- Extruded Aluminum Housing
- 5 Year Warranty



### ORDERING GUIDE

MTO - \_\_\_\_\_ - UNV - \_\_\_\_\_ - \_\_\_\_\_ - \_\_\_\_\_ - \_\_\_\_\_ *Example: MTO-2-UNV-D-30K-010-BK*

Model	Length	Wattage	Lumens	Voltage	Direction	CCT	Dimming	Finish
MTO	2FT	25W	2200LM	100-277V	<b>D</b> Direct	<b>30K</b> 3000K	Non Dimmable (Leave Blank)	<b>BK</b> Black
	3FT	30W	2640LM		<b>DI</b> Direct/Indirect	<b>35K</b> 3500K		<b>WT</b> White
	4FT	40W	3520LM			<b>40K</b> 4000K	<b>010</b> 0-10V	<b>BN</b> Brushed Nickel
	5FT	40W	3520LM					<b>CC</b> Custom
	6FT	60W	5280LM					
	L							
	T							
	V							
	X							
	Y							

\* The Metro Linear is made to order - Inquire for expedited lead time

\*MAX RUN IS 400W



# METRO

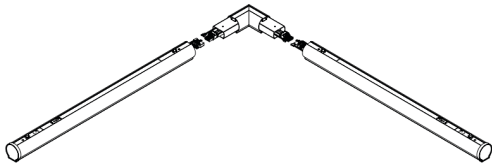
## LINKABLE LINEAR

LINEAR SERIES

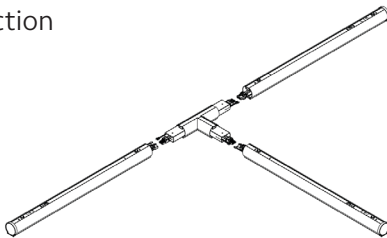
### SEAMLESS

The Metro Linear system is designed for versatile, seamless connectivity, enabling the creation of infinite shapes and designs. Its interlocking components fit together precisely, allowing for easy assembly and reconfiguration. This system adapts to any creative vision, transforming personal and professional spaces with its endless design possibilities.

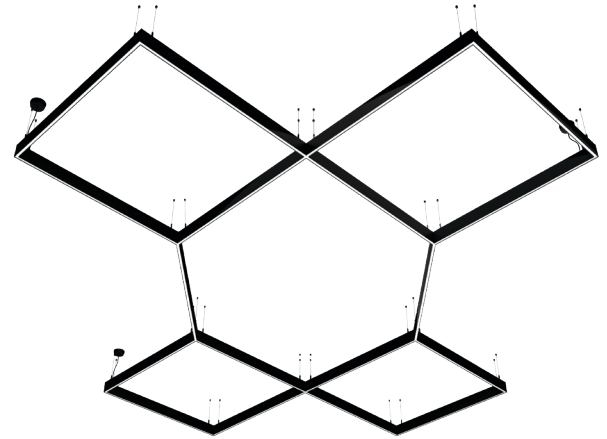
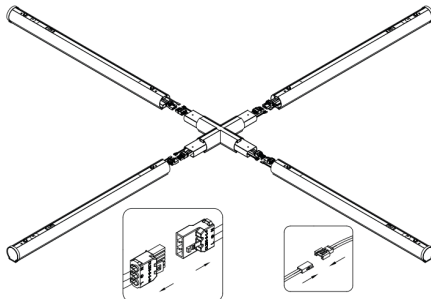
Corner Connection



T-Connection



Cross Connection



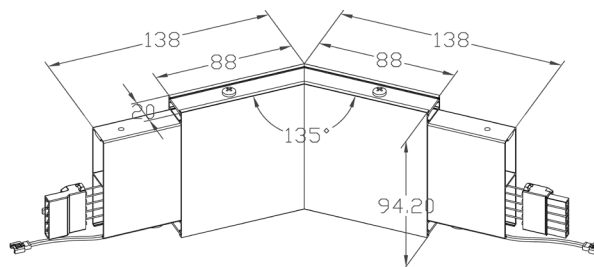
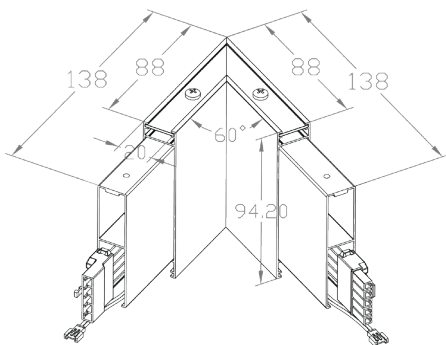
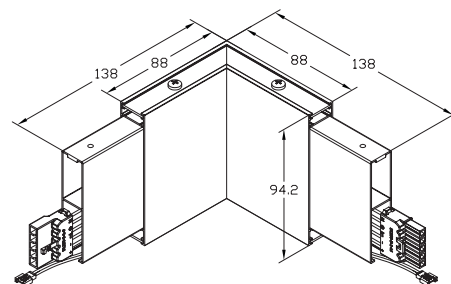
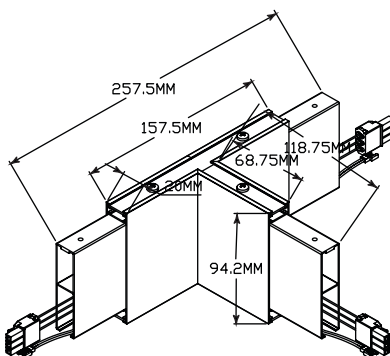
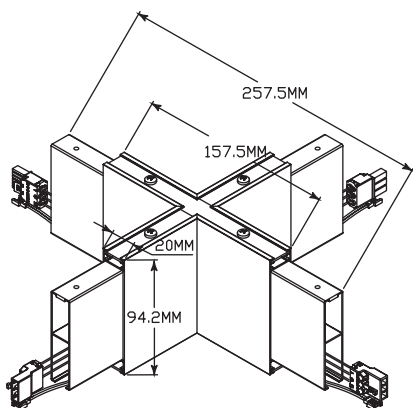
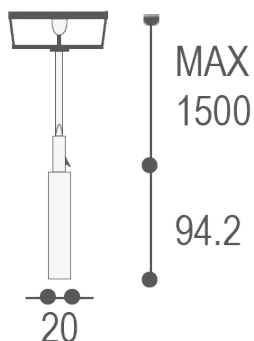


# METRO

## LINKABLE LINEAR

LINEAR SERIES

### DIMENSION






# METRO

## LINKABLE LINEAR

LINEAR SERIES

### FINISH

The Metro Linear series offers four finish options: black, brushed nickel, white, and custom. Black is a timeless option that blends into any space, while brushed nickel adds sophistication and elegance. White is clean and simple, and works well with minimalist and contemporary designs. Custom finishes allow customers to choose their own color or look for their fixtures. With these options, customers can select the perfect finish to complement their space and style.




White



Black



Brushed Nickel



Custom