



# INVOA SERIES STEM CEILING FIXTURE

RAYHIL X INPUT CREATIVE STUDIO

## FEATURES

- Multiple finish combination capability
- 5 Color temperature options
- 120V or 120-277V Driver Option
- Anti-Glare Lens Available
- Interchangeable color trims
- Designed by Input Creative Studio

## SPECIFICATIONS

Diameter	9" / 12" / 16" / 20"
Height	2.375"H
Lumens	80LM/W
Color Temperature	22K, 27K, 30K, 35K, 40K / 5CCT Selectable
CRI	80
Light Source	Integrated LED
Dimming	Triac/0-10V
Environment	Damp
Base	Black/White
Rim	Black/White/Brass/Wood
Body Material	Aluminum
Lens Material	Acrylic
Mounting	Semi Flush with Stem
Diffuser	Anti-Glare Diffuser/Frosted Diffuser
Certifications	ETL, UL, Energy Star



## ORDERING GUIDE

INV - \_\_\_\_\_ - \_\_\_\_\_ - \_\_\_\_\_ - \_\_\_\_\_ - \_\_\_\_\_ - \_\_\_\_\_ - ST

**Example: INV-9-22-120-BK-BK-F-ST**

Model	Diameter	Wattage	Color Temp.	Voltage	Base	Rim	Lens	Mounting
INV	<b>9</b> 9in	15W (1200LM)	<b>22</b> 2200K	<b>UNV</b> 120-277V (Triac/0-10V Dimming)  *9" 120V ONLY*	<b>BK</b> Black <b>WT</b> White <b>CS</b> Custom	<b>BK</b> Black <b>WT</b> White <b>BR</b> Brass <b>WD</b> Wood <b>CS</b> Custom	<b>F</b> Frosted <b>AG</b> Anti-Glare	Stem
	<b>12</b> 12in	18W (1440LM)	<b>27</b> 2700K					
	<b>16</b> 16in	26W (2080LM)	<b>30</b> 3000K					
	<b>20</b> 20in	32W (2560LM)	<b>35</b> 3500K					
			<b>40</b> 4000K					
		<b>CCT</b> 5CCT Select						

\* Contact for custom requirement



# INVOA SERIES STEM CEILING FIXTURE

RAYHIL X INPUT CREATIVE STUDIO

## FINISH

### White Base



White rim



Black rim



Brass rim



Wood rim

### Black Base



White rim



Black rim



Brass rim



Wood rim

### Custom Finish

Custom finish requests are available for both Base and Trim

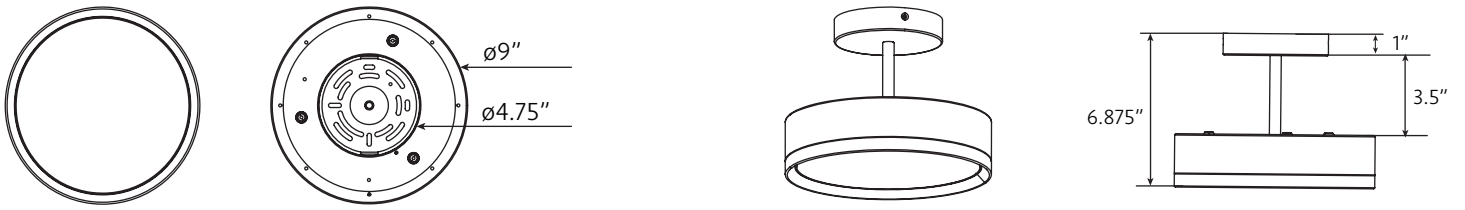


# INVOA SERIES STEM CEILING FIXTURE

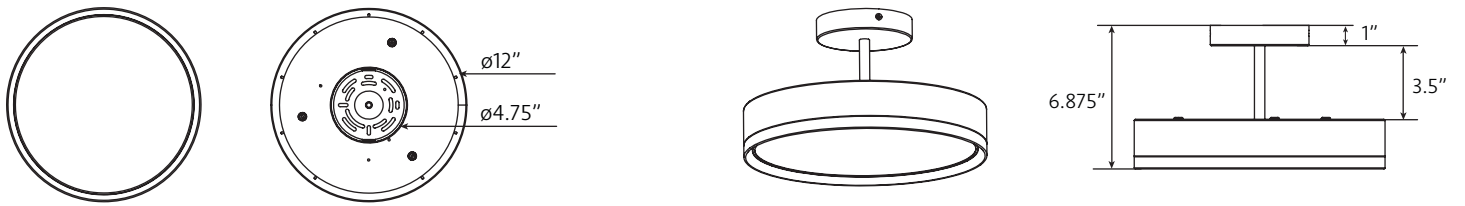
RAYHIL X INPUT CREATIVE STUDIO

## DIMENSIONS

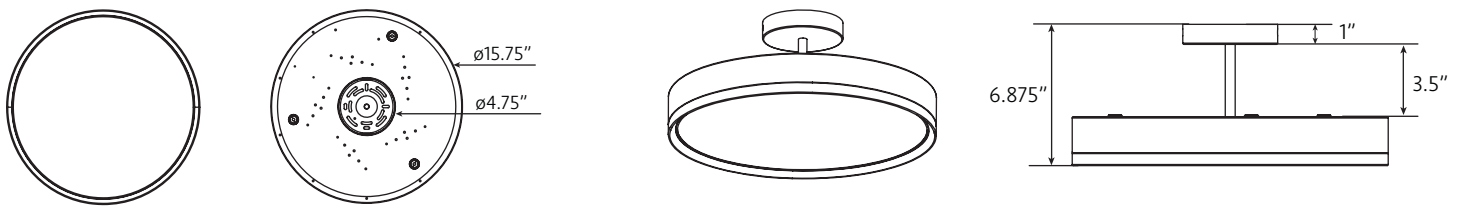
9inch



12inch



16inch



20inch

