




ROUND DOUBLE DIAMOND LENS

LCD

RECESSED LED DOWNLIGHT



FEATURES

- Ultra slim 1.25" height
- Interchangeable trim rings
- Universal voltage
- 5 CCT selectable

SPECIFICATIONS

Wattage	2 x 12W	Efficacy	78LM/W
Lumens	1980LM	Environment	Damp Location
Input Voltage	120-277V	Material	Aluminum
CCT	27K/30K/35K/40K/50K/ 5 CCT SELECT	Operating Temperature	-25°C - 40°C
CRI	90	Certification	ETL
Beam Angle	15°/ 24°/ 36°/ 50°	Cut Out	10"W x 5" H
Dimming	Triac & 0-10V		

ORDERING GUIDE

LCD - RDD - LS - _____ - UNV - _____ - _____ - _____ *Example: LCD-RDD-27-UNV-15-WT-SB*

Model	Wattage	Lumens	Color Temperature	Input Voltage	Beam Angle	Trim Finish	Installation
LCD-RDD-LS	2x12W	1980LM	27 2700K	UNV 120-277V	15 15°	WT White BK Black BN Brushed Nickel BZ Bronze CP Copper	Recessed (Leave Blank) SB Surface box
			30 3000K		24 24°		
			35 3500K		36 36°		
			40 4000K		50 50°		
			50 5000K				
			5CCT 5CCT Selectable				

* NCH-LCD - New Construction Plate

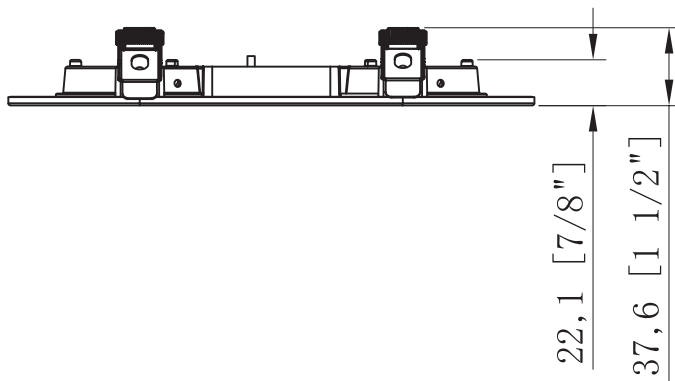
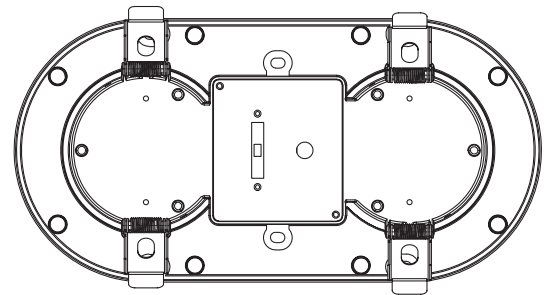
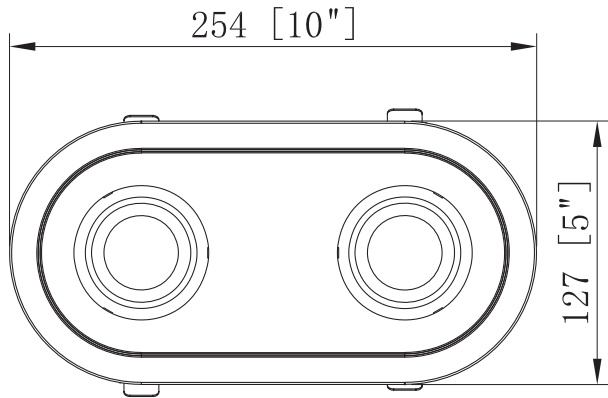


ROUND DOUBLE DIAMOND LENS

LCD

RECESSED LED DOWNLIGHT

DIMENSION





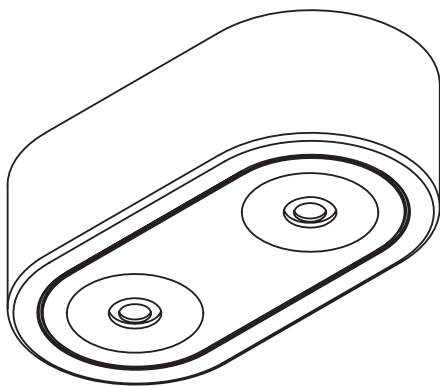
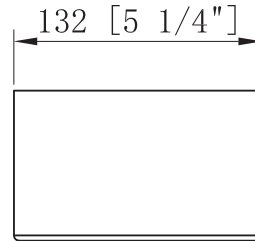
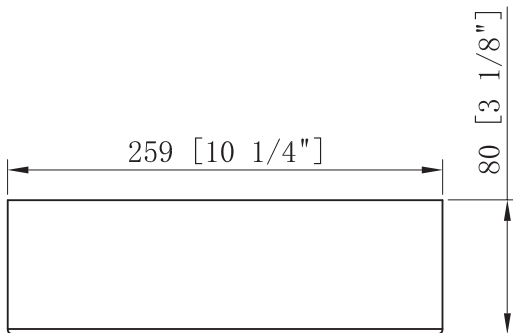
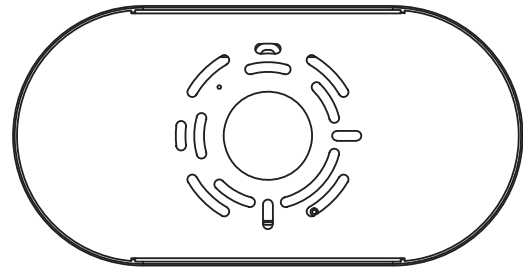
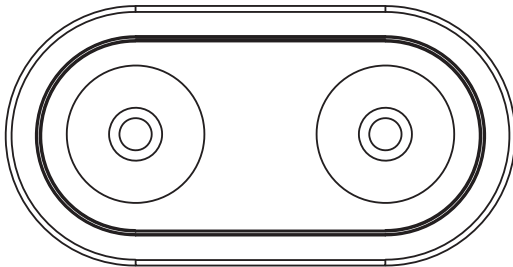
ROUND DOUBLE DIAMOND LENS

LCD

RECESSED LED DOWNLIGHT

ACCESSORIES

Surface Box





LCD ROUND DOUBLE DIAMOND LENS

RECESSED LED DOWNLIGHT

NEW CONSTRUCTION PLATE

