




LCD LUCID SQUARE

RECESSED LED DOWNLIGHT

FEATURES

- Edge-lit technology
- Dimming: Triac down to 10%
- Suitable for wet location
- 50,000 Hour lifetime
- 5 CCT selectable



SPECIFICATIONS

Wattage	12W
Lumens	700LM
Input Voltage	120-277V
CCT	27K/30K/35K/40K/50K/ 5 CCT SELECT
CRI	90
Beam Angle	120°
Dimming	Triac
Efficacy	70W/LM
Environment	Wet Location
Material	Aluminum
Operating Temperature	-20°C - 40°C
Certification	ETL
Cut Out	4"

ORDERING GUIDE

LCD-SQ- 12 - CCT -UNV - 120 - _____ *Example: LCD-SQ-12-27-UNV-120-WT*

Model	Wattage	Lumens	Color Temperature	Input Voltage	Beam Angle	Trim Finish
LCD-SQ	12W	700LM	27 2700K 30 3000K 35 3500K 40 4000K 50 5000K 5CCT 5CCT Selectable	UNV 120-277V	120 120°	WT White BK Black BN Brushed Nickel BZ Bronze CP Copper

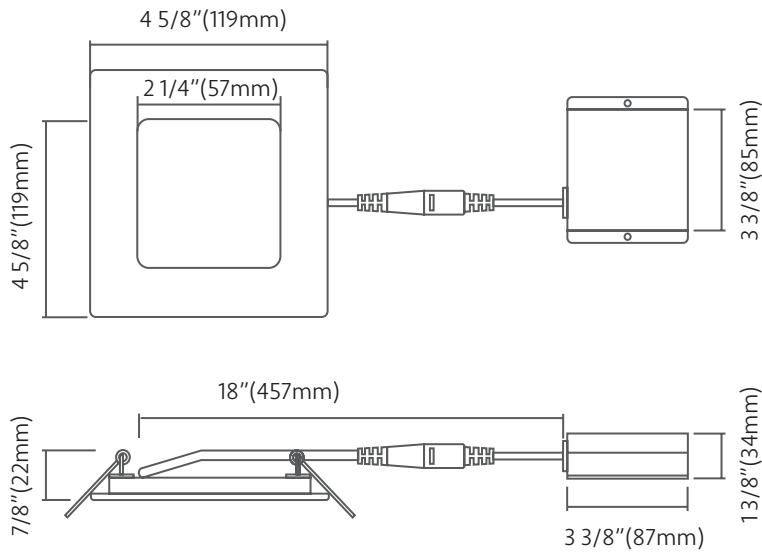
* NCH-LCD - New Construction Plate



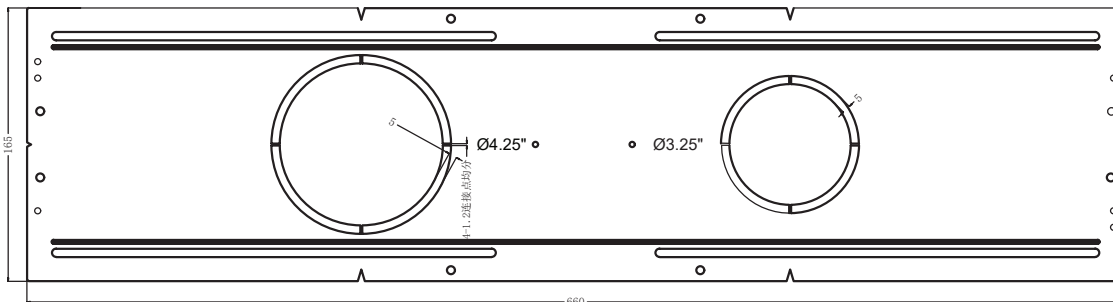
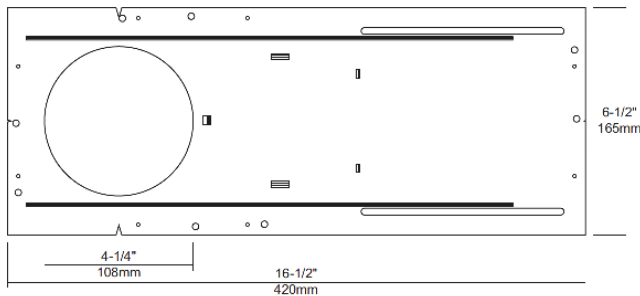
LCD LUCID SQUARE

RECESSED LED DOWNLIGHT

DIMENSIONS



NEW CONSTRUCTION PLATE





LCD LUCID SQUARE

RECESSED LED DOWNLIGHT

DIMMER COMPATIBLE LIST

BRAND	SERIES	MODEL	LOAD
LUTRON	SKYLARK CONTOUR	LECL-153P	150W
		CTCL-150H	150W
		LGCL-153PLH	150W
		CTCL-153P	150W
		SCL-153P	150W
		S-600P	600W
	CASETA	PD-6WCL	150W
		PD-5NE	150W
		PD-10NXD	250W
		DIVA	DVCL-153P
	TOGGLER	TGCL-153P	150W
	ARIADNI	AYCL-153P	150W
	MAESTRO	MACL-153M	600W
LEVITON	ILLUMATECH	IPL06	150W
		6672	150W
	SURESLIDE	6674	150W
EATON	SMART DIMMER	AAL06	300W
PASS & SEYMOUR	HARMONY	DCL453PTCCCV6	150W
GE	ROCKER	10464	150W
	TOGGLE	18027	150W